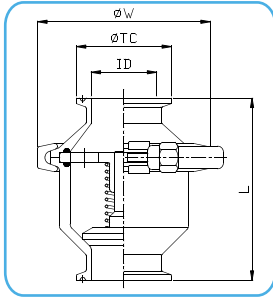


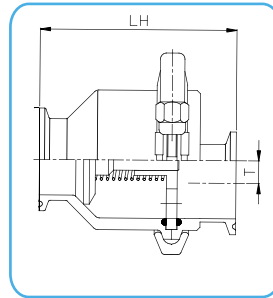
VRN - VRH Sanitary Check Valves



These types of valves are designed to allow the liquid to flow in one direction only, preventing reverse flow and assuring process integrity. The two parts of the body are assembled with a standard clamp for guaranteeing fast maintenance operations. These check valves are suitable for vertical or horizontal installation, fully drainable in both execution.



VRN



VRH



CODE	Size inch	DN	ØTC (mm)	ID (mm)	L (mm)	LH (mm)	ØW (mm)	T (mm)
VR[#]-050-AGAG-XT1-14A	1/2"	15	25	9.4	75	75	65	11.3
VR[#]-075-AHAH-XT1-14A	3/4"	20	25	15.75	75	75	65	8.1
VR[#]-100-AJAJ-XT1-14A	1"	25	50.5	22.1	85.5	95	80	10.5
VR[#]-150-AMAM-XT1-14A	1 1/2"	40	50.5	34.8	96.5	96.5	92	11.1
VR[#]-200-ANAN-XT1-14A	2"	50	64	47.5	96.5	113	105	11.45
VR[#]-250-AOAO-XT1-14A	2 1/2"	65	77.5	60.2	105	124.5	134	18
VR[#]-300-APAP-XT1-14A ^	3"	80	91	72.9	111.5	134.5	134	11.65

[#] VRN vertical execution

VRH horizontal execution

*code **A** = TC Tri-clamp

code **B** = BW butt weld

O-Ring material code **X** = SILICONE code **V** = FKM code **E** = EPDM code **F** = FEP code **K** = FFKM

^VRH 3" available in two versions: VRH-300APAP-XT1-14A → Normal flow, minimum dead leg

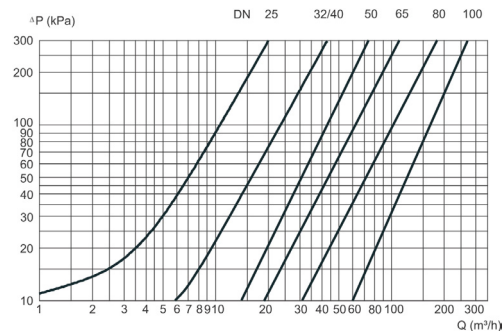
VRX-300APAP-XT1-14A → Reduced flow, no dead leg

Size range	1/2" - 3/4" - 1" - 1 1/2" - 2" - 2 1/2" - 3"
End connections	Tri-Clamp or butt weld dimensionally according to ASME BPE
Stainless steel in contact parts Material	AISI 316L - 1.4404 *spring in AISI 316 - 1.4401
Shutter Material	Standard: Modified PTFE For continuous steam application: AISI 316L - 1.4404 + O-ring
O-Ring Material	SILICONE (standard) - EPDM - FKM - FEP - FFKM
Internal surface finish	Ra ≤ 0.5µm
Working pressure rating (common use)	From 1 to 6 barg *for other pressures or applications contact us
Working temperature rating	0°C ÷ 150°C (Only for sterilization or short time)
Opening pressure	0.03 ÷ 0.09 barg
Certifications	3.1 material certificates (in contact) according to UNI EN 10204 FDA USP Class VI ATEX other certificates on request

OPTIONAL:

- Butt weld connections extended for orbital welding
- Connections according to other norms
- Stainless steel shutter + O-ring
- Shutter with draining hole
- Oxygen service
- Electropolishing
- Other surface finishes
- Customizable on request
- ATEX certification II 2G Ex h IIB T6...T3 Gb
II 2D Ex h IIC T85°C...T155°C Db

Pressure drop/capacity diagram



For the diagram the following applies
medium Water at 25°C

CONFIGURATOR



Last updates can be found on our website - www.aerreinox.it

In the interests of development of the product, we reserve the right to change the specifications without prior notice

DATASHEETS

